



DETROIT **Food** **Metrics** **Report** **2023**



FOOD SYSTEMS

A food system is everything from field to fork and back again.

A healthy and sustainable food system encompasses the goals of social **equity** and human health, economic vitality, and environmental health.

TABLE OF CONTENTS

1. Introduction
2. Milestones
3. Policy Changes
4. Annual Food Metrics
5. Supporting Maps & Charts



1.

INTRODUCTION

Introduction

The food system stabilized after the peak COVID-19 pandemic years, but delayed pandemic impacts are expected to continue to hit the grocery and restaurant sectors in coming years.

We saw a renewed focus on jobs and opportunity for food with the relaunch of agri-science training programs and the City of Detroit's planning focus on urban agriculture, solar generation, and sustainability.

Multiple small store grocery concepts launched as well, some with the support of the renewed Green Grocer Project from the Detroit Economic Growth Corporation (DEGC).

— 2.

MILESTONES



MILESTONES 2023

- **Detroit Public Schools Community District** relaunches (DPSCD) agri-science program at Randolph Career and Technical Center
- Detroit hires its first **Director of Urban Agriculture** under the Office of Sustainability
- **Michigan School Meals** launches statewide, providing free breakfast and lunch to all public school students
- City of Detroit holds four engagement sessions around the city to gather feedback on potential **animal keeping ordinance**
- City of Detroit launches “**Dining with Confidence**” restaurant rating pilot program

3.

POLICY CHANGES



POLICY CHANGES 2023

POSITIVE

- USDA office opens in Ann Arbor
- Draft bills and frameworks announced for 2023 Farm Bill
- Michigan Food Waste Policy Roadmap released; lays out plan to cut food waste by 50 percent by 2030

NEGATIVE

- SNAP Temporary Emergency Allotments end, returning program to pre-pandemic levels

4.

ANNUAL FOOD METRICS

Since 2017, DFPC has been tracking a set of **12 metrics** for the Detroit food system.

We now have a common baseline and annual check-in with our partners in order to address gaps and improve the food system for all.

ANNUAL FOOD METRICS 2023

88%

goal reached for 30k
square feet of grocery
per 10k people¹

13

farmers markets and
farm stands¹

64

full-line grocery stores¹

~42k

school meals served
each day¹

69%

of households food
insecure²

44

Detroit-based growers
at Eastern Market²

~37k

children enrolled in
WIC program²

\$17M

school food spending²

37%

of households using
SNAP³

433

community gardens³

19%

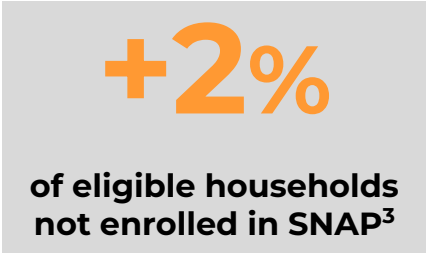
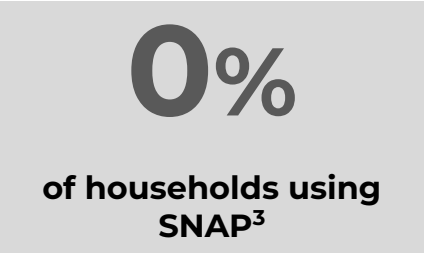
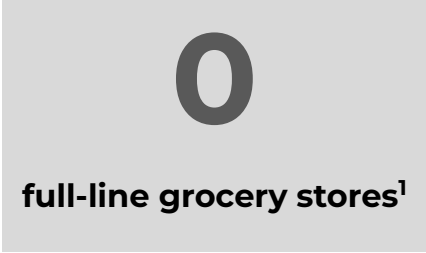
of eligible households
not enrolled in SNAP³









\$500M

annual loss in grocery
retail revenue³

ANNUAL FOOD METRICS Change from 2022 - 2023

Improved | **Worsened** | No Change



		Baseline (2017)	2017- 2018	2018- 2019	2019- 2020	2020- 2021	2021- 2022	2022- 2023
Number of full-line grocery stores		74	▼ 3	▼ 3	▼ 4	▲ 2	▼ 3	0
Percent households eligible but not utilizing SNAP		19%	▼ 1	0	▼ 1	0	0	▲ 1
Percent met grocery square footage		92%	▼ 5	▼ 1	▼ 3	▲ 1	▲ 1	▼ 1
Percent households food insecure		70%	▼ 8	▲ 1	▲ 7	0	0	0
Percent households using SNAP		40%	▼ 1	▲ 1	▼ 7	▲ 3	▲ 1	0
Number of community gardens		432	▼ 6	▼ 52	▲ 23	▲ 32	▼ 46	▲ 50
Number of farmers markets and farm stands		17	▼ 2	▼ 1	▼ 4	▲ 2	▲ 1	0
Number of Detroit-based growers at Eastern Market		46	▼ 9	▲ 21	▼ 53	▲ 27	▲ 20	▲ 1

SOURCES: Annual Food Metrics

1. Detroit Food Map Initiative, **2024** (based on 30,000 sq ft of grocery available for every 10,000 people)
2. United Way, ALICE Report **2024**
3. US Census Bureau American Community Survey (ACS) **2023** - 5 year estimates

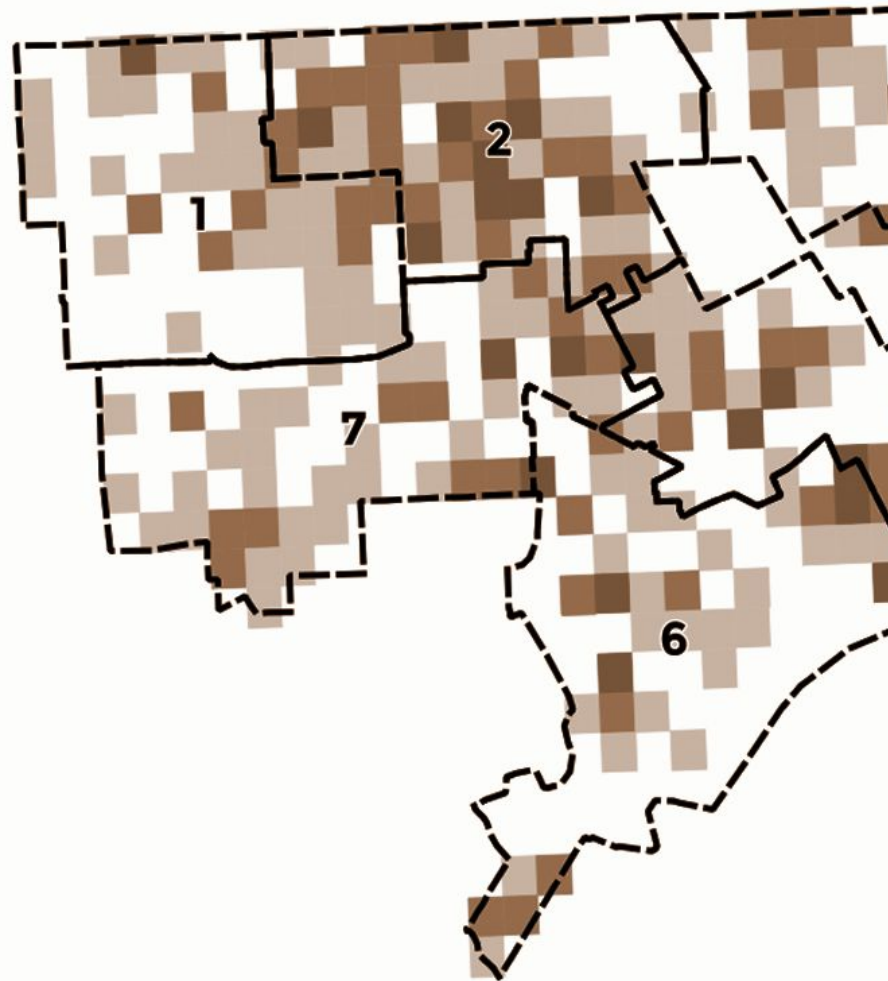
1. Detroit Community Markets & Eastern Market Corporation, **2024**
2. Eastern Market Corporation vendor list, **2024** & Keep Growing Detroit, Annual Report **2023** “Grown in Detroit”
3. Keep Growing Detroit, Annual Report **2023**

1. Detroit Food Map Initiative, **2024**
2. Michigan Department of Health and Human Services (MDHHS), WIC Program, PedNSS Report, **2020**
Includes enrollment counts for both local agencies operating in the City of Detroit: 1) Detroit Health Department; 2) Detroit Urban League
3. US Census Bureau American Community Survey (ACS) **2023** - 5 year estimates

1. Detroit Public Schools Community District, Office of School Nutrition, **2023**
<https://www.detroitk12.org/Page/7163>
2. Detroit Public Schools Community District, FY**2023**, Food Service Budget, “Expenditure: Supplies”
<https://www.detroitk12.org/transparencyreporting>
3. **No new data**

5.

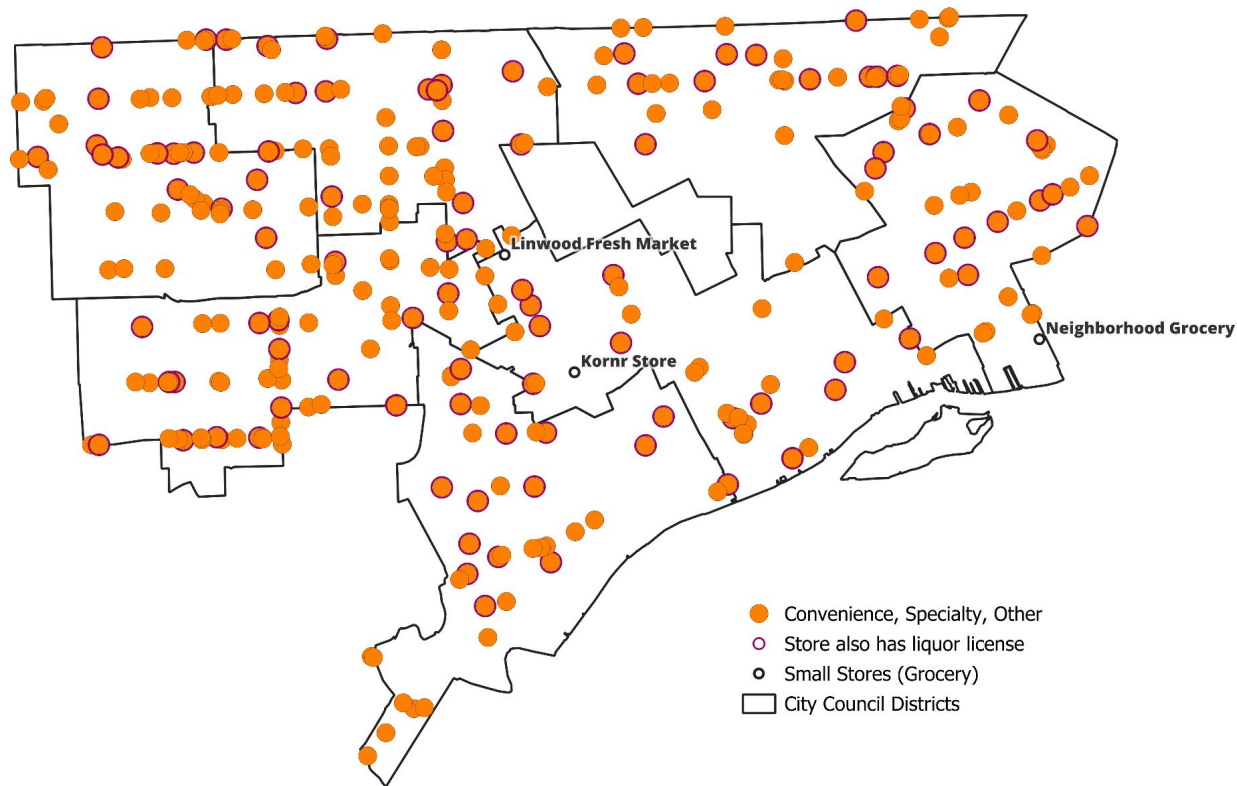
SUPPORTING MAPS & CHARTS



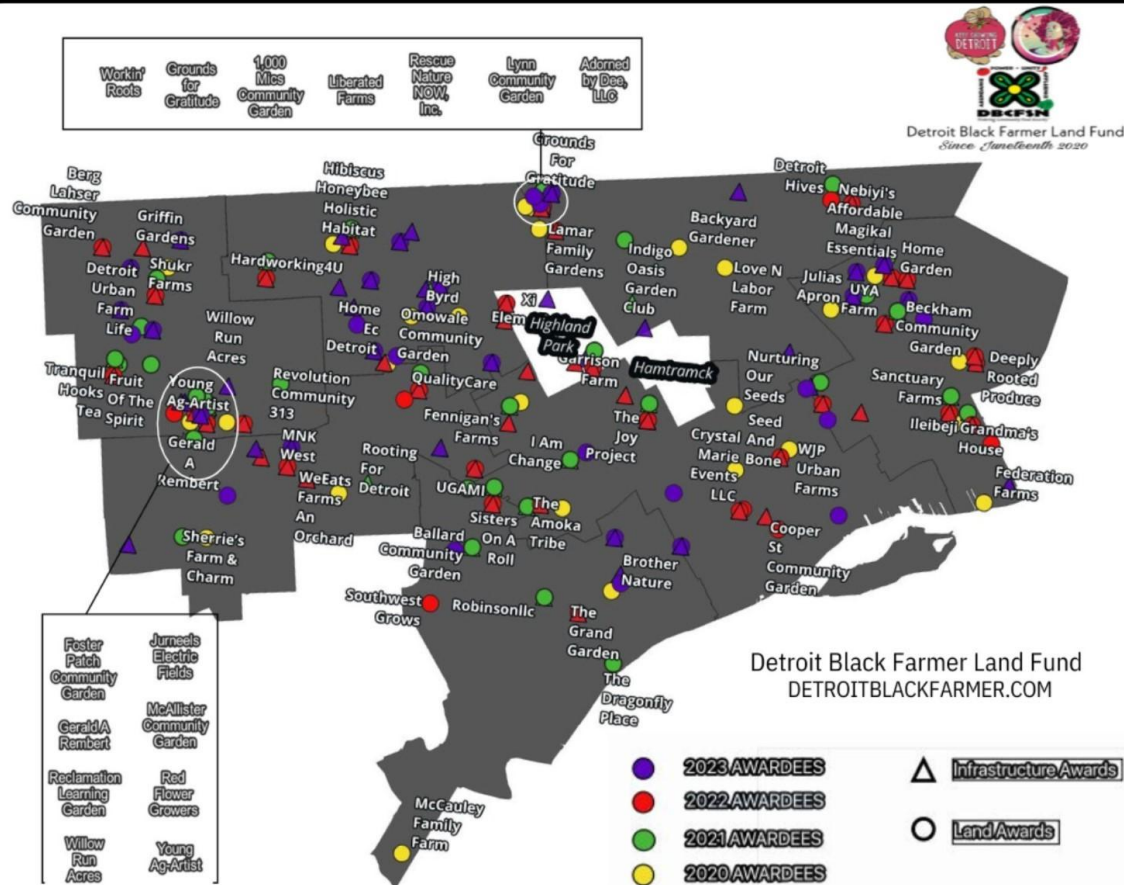
Small stores are not new to Detroit, but small stores that focus on health and community are gaining traction.

Detroit has nearly 1,200 SNAP food retailers and about 300 of those are categorized as convenience, specialty, or other.

Among those 300, one in three (30%) also hold a liquor license.



2020 - 2023 DETROIT BLACK FARMER LAND FUND AWARDEES



ACKNOWLEDGEMENTS

Suggested Citation:

Hill, Alex B. and Amy Kuras. Detroit Food Metrics Report 2023. *Detroit Food Policy Council* (2024).



Alex B. Hill is a Data and Research Director and Project Director of the Detroit Food Map Initiative.

Maps, Charts, & Report Design:

Alex B. Hill

Photo Sharing:

D-Town Farm

Data Sharing:

Detroit Food Map Initiative